


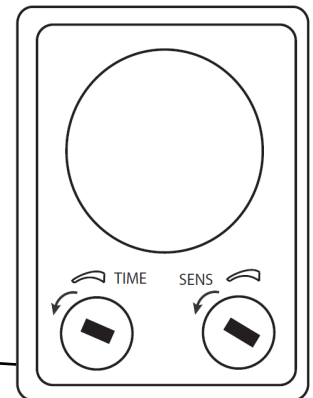


**MAINS SUPPLY**


**LIGHT FITTING**

LIVE - Possible colours : Red or Brown		LIVE
EARTH - Un sleeved copper or (Green / Yellow)		EARTH
NEUTRAL - Possible colours : Black or Blue		NEUTRAL



Min 10sec  
Max 10min

### **SAFETY INFORMATION: (Please retain for future reference)**

- Always turn off the mains supply before commencing the installation of this fitting .
- This is a Class I product and requires an Earth  connection – 230 (240) Volts – 50Hz AC.
- This product must be installed in accordance with the national building regulations, if in doubt consult a competent electrician.
- The Product should not be modified , as this may void the product warranty and render then the product unsafe
- We recommend the use of a suitable RCD, capable of carrying the intended load and which is correctly fused.

### **POSITION:**

- The fitting is IP44 rated and suitable for installation in outdoor locations. We would recommend the light fitting is installed undercover .
- The fitting is NOT suitable for installation in Marine locations
- The fitting is suitable for fixing onto a flat , solid surface.
- Ensure sufficient access to the fitting to enable safe maintenance.
- The Luminaire should be positioned so that prolonged staring into the luminaire at a distance closer than 0.2m is not expected , when using LED lamps.

### **LED INFORMATION:**

- We recommend LED lamps only.
- Do not exceed the maximum wattage and bulb type stated on the lamp holder.
- This fitting is suitable for dimming when use dimmable LED bulbs.

### **AFTERCARE AND MAINTENANCE:**

- Always disconnect power supply when servicing or cleaning.
- Clean only with a soft cloth or sponge using warm soapy water and a non abrasive detergent .

## **STAINLESS STEEL/ALUMINIUM OUTDOOR LUMINARIES**

Stainless steel/aluminium enjoys a strong and enduring reputation for long term appearance and structural integrity. But like all materials they may become stained or discoloured over time, impairing the overall look. This brown discoloration is referred to as “tea staining”. Tea staining can be defined as: Discoloration of the surface of stainless steel/aluminium that does not affect the structural integrity or the longevity of the material.

### **CONTRIBUTING FACTORS**

The relationships between the contributing factors are complex, but generally become increasingly critical closer to marine environments.

### **ENVIRONMENTAL FACTORS**

Tea staining occurs most commonly within 5 miles of the sea and becomes progressively worse closer to the marine source. However, wind exposure, pollution levels and higher temperatures can create environments where tea staining may occur outside the 5 mile limit. Therefore we recommend not to place this product within 5 miles of the sea/estuary.

### **MAINTENANCE:**

As with most outdoor products occasional maintenance is required to ensure protection from the elements. We would advise that fine grade oil (Such as ‘Baby Oil’ or WD40) is rubbed into the metal sections of the product. Regular treatment should aid the life and appearance of the product.

### **GUARANTEE:**

We will not assume responsibility for corrosion or any other resulting damage to our products where they are installed in areas in which fertilizers or salt are present, either in the air or in the soil, or where our products are installed near to chemical plants etc. with emissions of heavily polluted air.